MH - Gesellschaft für Hardware/Software mbH

Schloss Lechenich
D-50374 Erftstadt
Tel.+49 2235/6095
Fax.+49 2235/6097
www.mh-gmbh.de
info@mh-gmbh.de

E.d.a.s.VX

Data acquisition on board road and track vehicles

The E.d.a.s.VX System is designed for portable applications running on 12 Volts DC, and is capable of measuring at selectable rates up to 30,000,000 samples per second.

Manufactured with ruggedization in mind, for even the most demanding environments, this system includes an internal shock-mounted hard disk. For extremely employments it is possible to use flash disks for data storing.

By providing several integrated interfaces, this system provides many opportunities for all portable applications and requirements.

Modular design

Different VX boxes can be used to combine a data acquisition system for your application.

VX Computer Box



The VX computer box includes all interfaces the user needs:

- Keyboard / Mouse
- CRT (Colour 1024 x 768)
- LPT
- COM
- Fast Ethernet 10/100/1000 Mbit
- 10 x USB High Speed
- removable SATA Disk

Schloss Lechenich
D-50374 Erftstadt
Tel.+49 2235/6095
Fax.+49 2235/6097
www.mh-gmbh.de
info@mh-gmbh.de

Seven build in USB high speed interfaces are use for connection of the VX data acquisition boxes. The sample clock of the data acquisition is simultaneous to every box.

VX Analog Box

One VX analog box has eight plug-in places for two channels full programmable or fixed wired amplifiers. Every analog channel has its own 16 bit analog to digital converter. The maximum sample rate is 40,000 samples per second for each analog channel. At the rear of the VX analog box an opto isolated full CAN interface can be used to collect up to 15 CAN signals. A connector for 16 opto isolated digital signals is available, too.

- 16 analog signals, 16 bit resolution
- 15 CAN signals
- 16 digital inputs, opto isolated

Every box send their signals using USB to the VX computer.

VX Programmable Digital Interface Box

This box will be programmed by MH to collect signals from a digital interface like wheel force systems, i. e. Up to 64 signals this special box sends to the VX computer.

Three interfaces are available:

- LT Caemax
- RoaDyn90
- RoaDyn2000

VX Video Camera

Up to four video camera cans be connected to the VX PC over USB. Up to 200 frames per second synchron to the measurement rate is possible.

Schloss Lechenich
D-50374 Erftstadt
Tel.+49 2235/6095
Fax.+49 2235/6097
www.mh-gmbh.de
info@mh-gmbh.de

VX Seat Mounted Rack

Using this rack the VX computer, a VX digital box and up to four VX analog boxes can be attach on a seat. With the seat belt the rack will be fixed. It is possible to use additional belts.

With one full rack the following channels are available:

- 64 analog channels
- 60 CAN signals
- 64 digital channels
- 64 wheel force signals

VX Input Modules & Signal Conditioning



MH offers an entire line of Input Modules, manufactured utilizing advanced multi layer, surface mount technology, for virtually all active and passive transducers. Modules can be intermixed and scanned in any order and include features like programmable gains (up to 20,000), hardware selectable or computer controlled filtering (20 to 2,800 Hz, 1 Hz Step), integrated constant voltage signal conditioning, sensor excitation, and internal calibration facilities. All modules feature input protection and full isolation.

MH - Gesellschaft für Hardware/Software mbH

Schloss Lechenich
D-50374 Erftstadt
Tel.+49 2235/6095
Fax.+49 2235/6097
www.mh-gmbh.de
info@mh-gmbh.de

VX Mobile Monitor

MH offers a monitor to visual the collecting signals during data acquisition.





MH - Gesellschaft für Hardware/Software mbH

Schloss Lechenich
D-50374 Erftstadt
Tel.+49 2235/6095
Fax.+49 2235/6097
www.mh-gmbh.de
info@mh-gmbh.de

E.d.a.s.VX Software

An extensive software comes with the E.d.a.s.VX computer to control all boxes and the data acquisition.

A project and test management helps to navigate through all tests.

An integrated signal and sensor database make it very easy to setup the test.

All test and amplifier setup conditions are writing during data acquisition into the data files. During offline analysis the test and amplifier setup can be read.

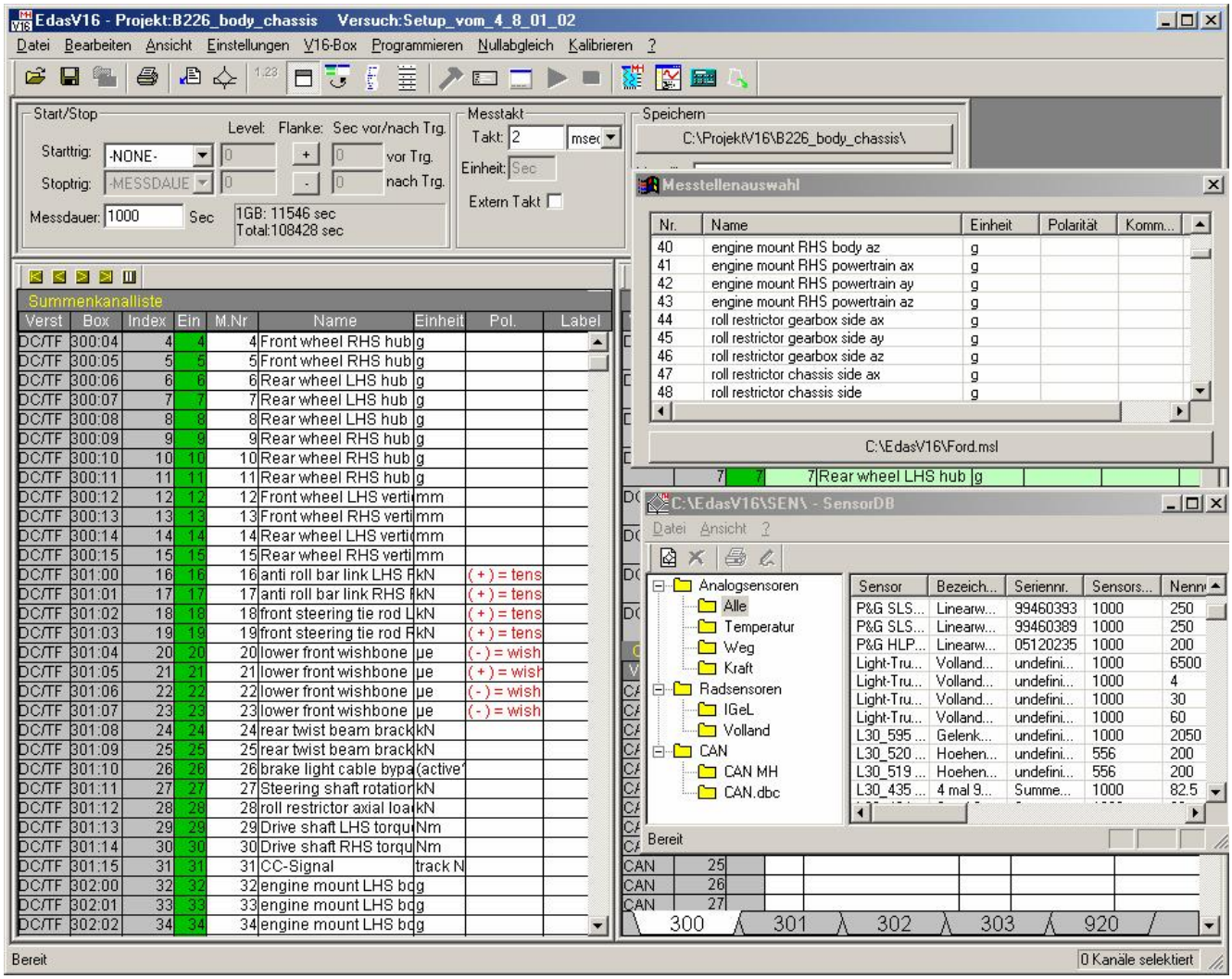

Schloss Lechenich
D-50374 Erftstadt
Tel.+49 2235/6095
Fax.+49 2235/6097
www.mh-gmbh.de
info@mh-gmbh.de
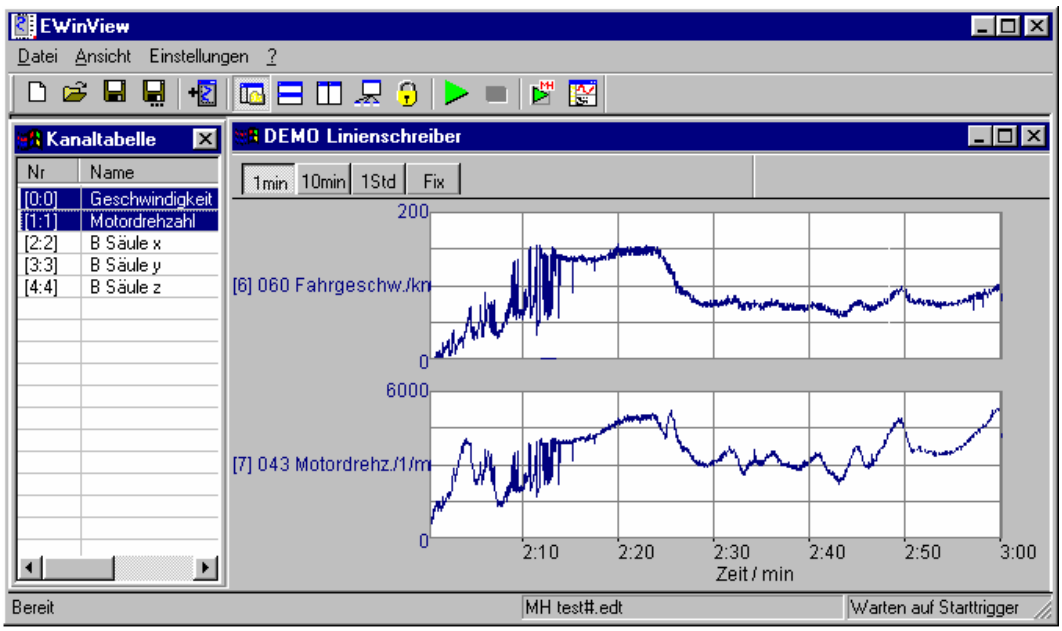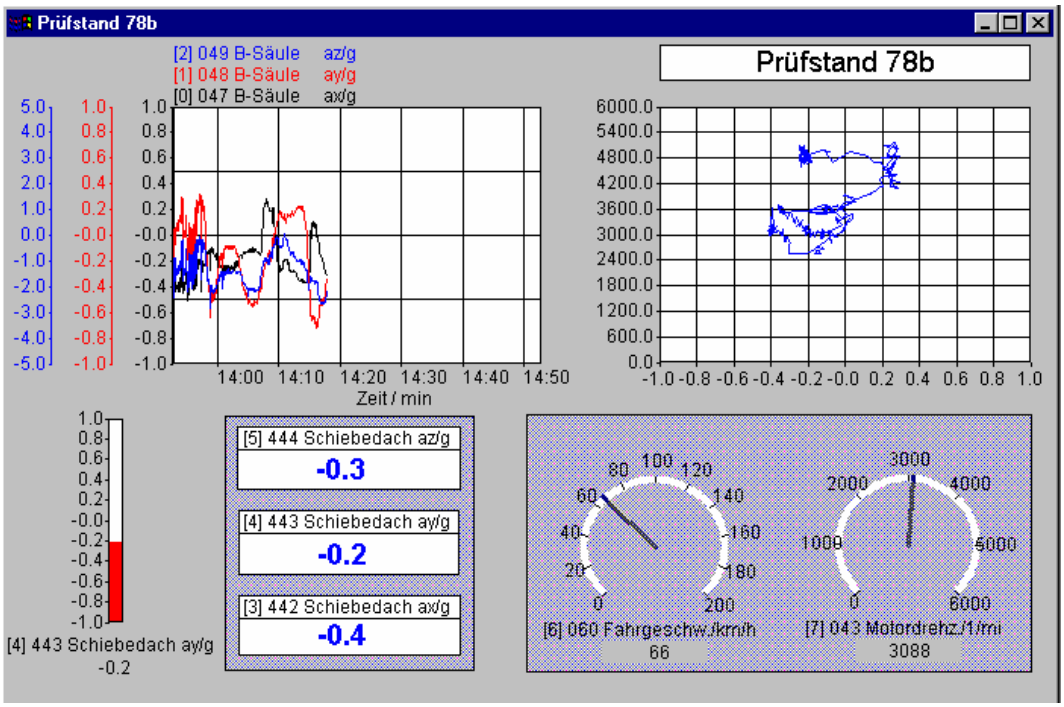
During data acquisition online selection for every signal. No limitation for the number of displaying signals. Possibility to load different displays online